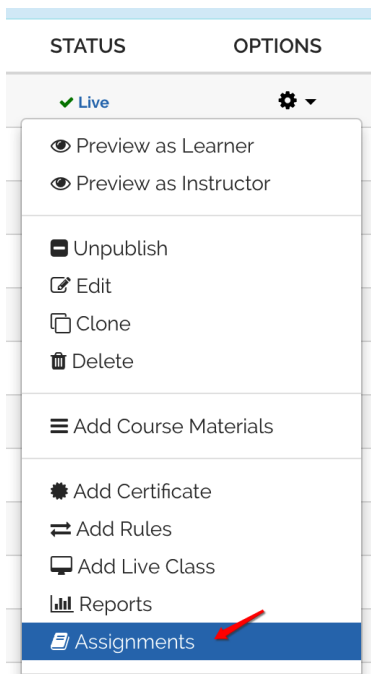


How to create course assignments?

Code		Author	BrainCert
Created Date	2016-05-31 15:17:31	Last Update	2016-05-31 15:33:41
Rating	☆☆☆☆☆	Votes	37

Instructors can use 'Assignments' feature to easily create and manage assignments for enrolled students in a course. 'Assignments' can be effectively used to create an individual or group task, and track the progress. Assignments comes with some of the essential project-management capabilities that let you assign tasks, manage resources and track various metrics related to your course assignments.

Click on "Assignment" option under course options:



Now, click on "Add Assignment" button to create a new task or homework for students.



You have the option to assign this task to **All** students enrolled in your course, or to specific users.

To:

ALL

Emna Bourigua

Cristian Echeverria

markku tähtinen

Gregorio Cañavate

kristian ducharme

Add assignment

X

To:

ALL

Description:

<> ¶ B I S 

Please finish this by next Friday.

Due date:

11/06/2015



Attach files..

✓ Technical Architecture.docx



Save





BrainCert's Assignments feature provides a flexible foundation you need to assign tasks and track progress, so you know with certainty that everything is getting done on time and schedule. You can set due date, set status, and participate in forum style threaded discussions.

Please finish this by next Friday.

Status: In progress **Due date:**  Friday, November 06, 2015  12:00 am

Attachments: Technical Architecture.docx


Jasona Miller on  Friday, October 30, 2015  11:13 pm

 Just getting started on this.   

Assignments feature is definitely an awesome way to keep your students on track. All your tasks workflow is shown in one place for you to easily track the progress. You can customize the 'filters' to sort the assignments by everyone or individual students.

<i>Please finish this by next Friday.</i>	Finished	6th November, 2015	comments
<i>Please finish this by next Friday.</i>	In progress	6th November, 2015	comments

The instructor can accept or reject the assignment.



Comment:
Good work

Attach files..

Status

- ✓ In progress
- Finished
- Rejected

Save

