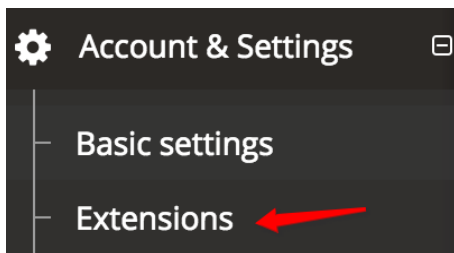


[LMS] How to enable Disqus forum for courses?

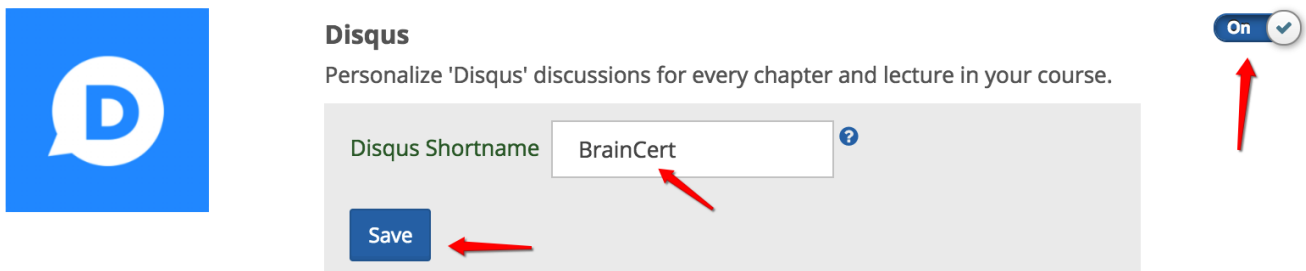
Code		Author	BrainCert
Created Date	2016-11-20 19:31:17	Last Update	2016-11-20 19:32:37
Rating	☆☆☆☆☆	Votes	14

Enterprise LMS supports adding discussions to your course using the [Disqus extension](#). Under "Account & Settings --> Extension", enable Disqus forums.



add your Disqus shortname and enable the extension, and save it. You are good to go!

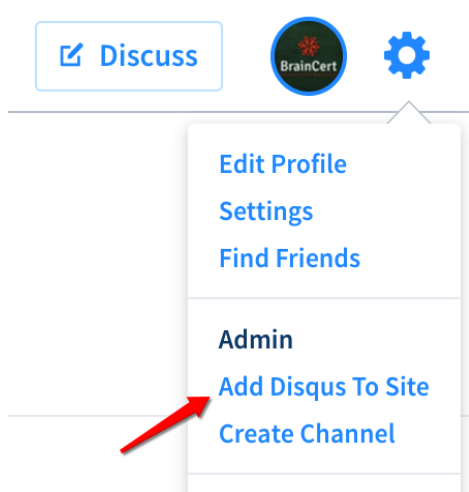
Disqus



A [shortcode](#) is the unique identifier assigned to a [Disqus site](#). All the comments posted to a site are referenced with the shortcode. The shortcode tells Disqus to load only your site's comments, as well as the settings specified in your Disqus admin.

Disqus enables a free threaded discussion forum for students and instructors to participate in both chapter and lecture pages in your course.

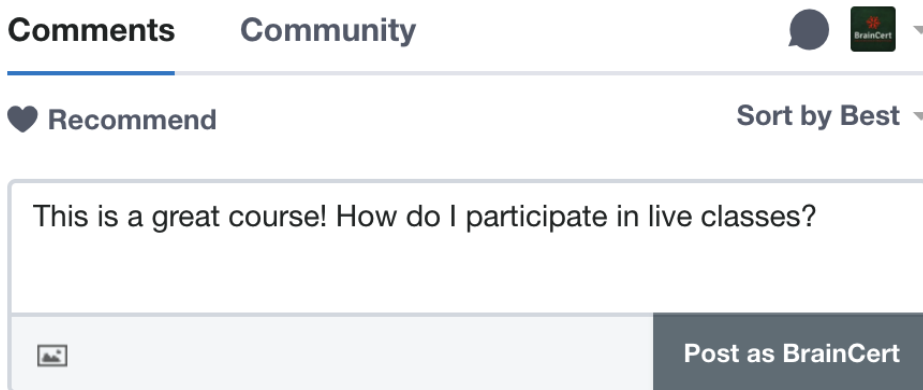
To create a Disqus forum, login to Disqus and follow option "Add Disqus To Site".



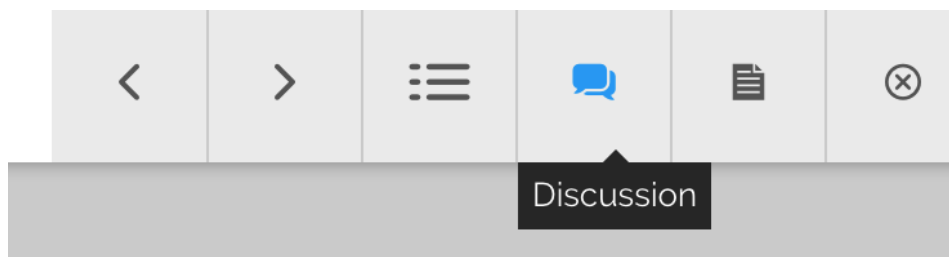
Go to <https://disqus.com/by/{shortname}> to moderate comments.

Course Player

In your course chapter page, Disqus forums will be visible.




In the course player, discussion icon will be visible as well.



Students enrolled in the course can start participating in threaded forum discussions powered by Disqus. You will also receive automatic notifications to your email address based on the settings in your [Disqus settings](#).

Comments

Community



♥ Recommend

Sort by Best ▾

Start the discussion...



BrainCert

• a few seconds ago



Scrum is the most popular and widely adopted agile method – I think because it is relatively simple to implement and addresses many of the management issues that have plagued IT development teams for decades.

^ | ▾ • Edit • Reply • Share ›

✉ Subscribe

⊕ Add

DISQUS

🔒 Privacy